

Services for drug discovery



Our experience in HTRF[®] chemistry, assay design and screening is available to you.

- Assay development and contracts
- Custom labeling
- HTRF[®] technical training courses

Services for drug discovery

Custom labeling - Assay development and contracts
Technology practical courses.



At Cisbio, we understand that the success of a screen relies on reagent quality and performance. For the past 15 years we have been dedicated to developing innovative, high quality reagents and assays in ready-to-use formats. To further meet the needs of our customers we offer custom labeling, assay development and training services. Our aim is to extend our expertise to clients through personal communication, thus enabling them to meet their scientific goals.

Assay development and contracts


- The Cisbio know-how adapted to your own specifications
- A global service from custom labeling to assay implementation in your laboratory.

Custom labeling

- Proteins, peptides or oligonucleotides
- Test and bulk size labeling

Practical technology courses

- Become a first class HTRF® expert
- Four types of courses are available throughout the year.



Assay development and contracts

Development of custom assay based on our patented HTRF® technology.

Description

Cisbio offers an assay development service for the creation and optimization of HTRF® assays. Our dedicated scientists have over 20 years of experience in assay design to serve your screening projects. Assay development is customized to meet each customer's needs and is performed under strict confidentiality guidelines.

A two step process

Assay feasibility study	Confidentiality agreement (NDA-MTA) Paper study
Assay development	Reagent selection and/or labeling Assay optimization Reporting Reagent supply

The Assay feasibility study:

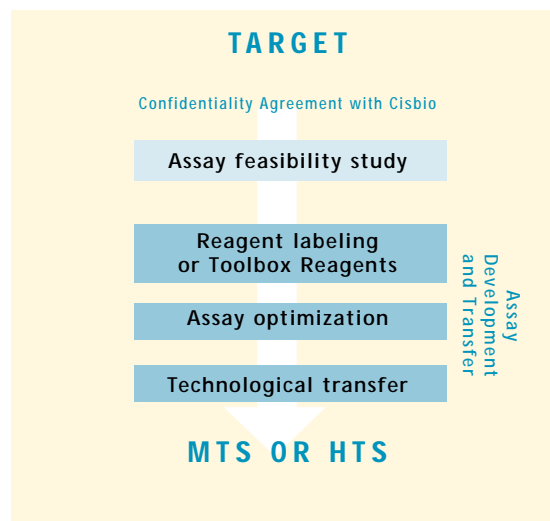
Also referred to as a paper study, this is the first step of the assay development process.

This step includes:

- Assay specification
- Reagent description
- Possible assay formats
- Time line development

Assay development and transfer:

- A dedicated Project Manager is assigned for regular project updates
- Assay development projects are generally completed within 4 to 8 weeks
- A final technical report and a minimum of 10,000 tests are provided
- When required, assay implementation can be conducted in your laboratory



THE ADVANTAGES

- Highly trained in protein chemistry and fluorescence methodologies, our scientists are at your disposal to address your needs for assay development.
- We can work with you to develop HTRF® assays for new targets or to convert existing assays to our HTRF® technology.

Assay development and contracts

Our commitment

- Confidentiality
- Customized assay development
- Fast assay delivery

Ordering information

Designation	Cat#
Paper study only	63PAP000
Assay development	63ADR000



SERVICES

A short list of custom assay developments

At Cisbio, our technical team is committed to optimizing the assay you need for your targets. This section notes some of the targets already developed with HTRF®.

All these assays were developed to meet specific customer requests, and sometimes using their own reagents.

- Protein-protein interactions
- Protein modifications
 - Kinases
 - Ubiquitin
- Immunoassays for the detection of cell secreted markers
 - Cytokines
 - Hormones
 - Metabolites
- Protein-DNA/RNA interactions
- Enzyme activities
 - Proteases
 - Nuclear enzymes
 - Heparanase
- Receptor ligand interaction

Custom labeling

HTRF® biomolecule labeling service.

Description

Cisbio provides custom services for the labeling of proteins, peptides, oligonucleotides, or other biomolecules with cryptate, XL665, d2, biotin or DNP. When required, NDA and MTA can be signed.

Features

- Reliability – Flexibility – Processing speed
- Full confidentiality
- Direct contact with a dedicated labeling expert
- Labeling facilities in USA, Japan and Europe
- Rapid turnaround

Two types of custom labeling services are available:

Test Labeling

The test size custom labeling is mainly designed for assay development and concept validation. The test labeling produces enough material to use for at least 1,000 assay wells.

Batch Labeling

A scale-up of the test labeling performed using the same experimental basis as the test labeling. This service provides labeling of large milligram quantities of biomolecules with cryptate, XL665, d2, biotin or DNP.


Like all HTRF® reagents, cryptate custom-labeled products are calibrated using RUBYstar plate reader (BMG LABTECH), and are supplied on the basis of 20 µL well using a 384-well low volume plate. XL665 or d2, biotin and DNP custom labeling products are supplied by the milligram (and by OD for oligonucleotide labeling).

	Cryptate	XL665	d2	Biotin	DNP
Test labeling	64CUSKAY	64CUSXAY	64CUSDAY	64CUSBAY	64CUSNAY
Batch labeling	64CUSKAZ	64CUSXAZ	64CUSDAZ	64CUSBAZ	64CUSNAZ

THE ADVANTAGES

New assay development often requires labeling of specific assay components. Our team of highly experienced scientists is available to you through our labeling service. This service enables our customers to develop and perform high quality HTRF® screens more efficiently.

HTRF[®] technical training courses



Description

Personalized technical training courses are available throughout the year on HTRF[®] technology and applications within drug discovery. Our scientific team is ready to define and organize training best-adapted to your needs.

Features

- Learn about HTRF[®] theory
- Get an overview of HTRF[®] technology & broad product application range
- Perform your own cell-based or biochemical assays
- Be trained in labeling biomolecules for HTRF[®]

HTRF[®] theory and applications - 1 day

This short course takes you through the underlying mechanisms of HTRF[®]: fluorescence partners, FRET process, HTRF[®] bio- and photophysics, measurement, signal correction and interpretation, and HTRF[®] compatible instrumentation.

This session covers practical application of HTRF[®] products: GPCRs, kinases, protein:protein interactions, enzymatic assays, biomolecule quantification (e.g. cytokines, hormones, biomarkers, etc).

Running a cell-based HTRF[®] assay - 2 1/2 days

During this practical session, you learn how to run an HTRF[®] cell-based assay, typically cAMP or IP-One. Using Cisbio's biological material, the course includes cell preparation and stimulation phases, detection step and data interpretation.

Together with your tutor, you go through the essential steps required for assay optimization, miniaturization, and troubleshooting.

Running a biochemical HTRF[®] assay - 2 days

This session teaches you how to perform a biochemical HTRF[®] assay such as the detection of kinase activity. Using Cisbio's biological material, you go through the essential steps required for assay optimization, miniaturization, and troubleshooting.

HTRF[®] Labeling - 3 days

This training course is for more experienced HTRF[®] users and covers the basic protein chemistry knowledge necessary to use HTRF[®] fluorophores: cryptate, XL665, d2, biotin... The theoretical part is followed by the labeling of the interaction partners with HTRF[®] fluorophores and by the validation of the conjugates produced in a biochemical assay.

Ordering information

Designation	Cat#
Theory and applications - 1 day	63TRN001
Running a cell-based HTRF [®] assay - 2 1/2 days	63TRN002
Running a biochemical HTRF [®] assay - 2 days	63TRN003
Labeling with HTRF [®] tracers - 3 days	63TRN004