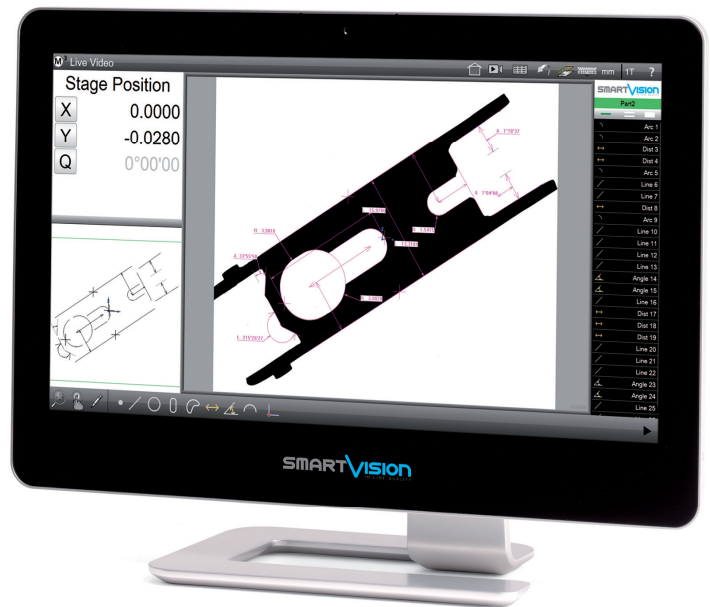


Smart_Projector

State-of-the-art Video Measuring Machine

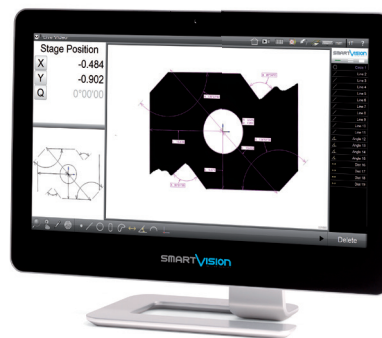


Smart_Projector

Fast Industrial Video Measuring Machine



"Smart_Projector allows automatic, objective, repeatable, easy and fast dimensional quality check"



Easy and Fast

Smart_Projector by SmartVision is the first and unique instrument designed to perform a **complete and automatic dimensional check** of any part easily and fast.

Automatic and Productive

Revolutionary digital evolution of traditional profile projector and micrometer caliper, it allows to **check an unlimited number of quotas per item in just few seconds**, with no need for part alignment, no manual collimation nor focus and without any moving part inside the equipment.

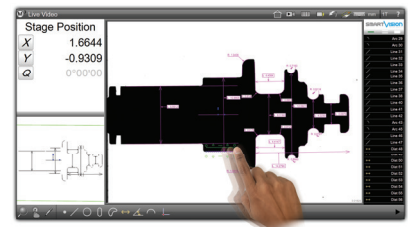
Accurate

Smart_Projector provides objective and repeatable measures and signals a simple Pass / Fail semaphore output, with **no contribution nor interpretation by the operator**, ensuring a full automatic gauging and **reporting of all checking activities** in compatible excel files (csv, tsv, txt), prints (or pdf) and image files.

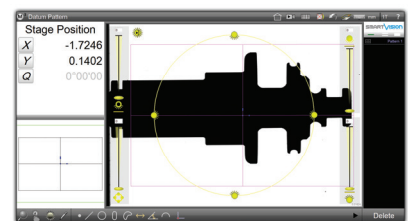
Industrial and Compact

Smart_Projector is a fast, compact, rugged, static, easy to use and easy to program equipment, **designed for harsh environment and heavy duty cycle use.**

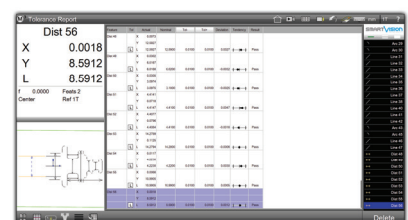
New Generation Software: TOUCH & MEASURE!



- Multi touch-screen software
- Automatic feature recognition



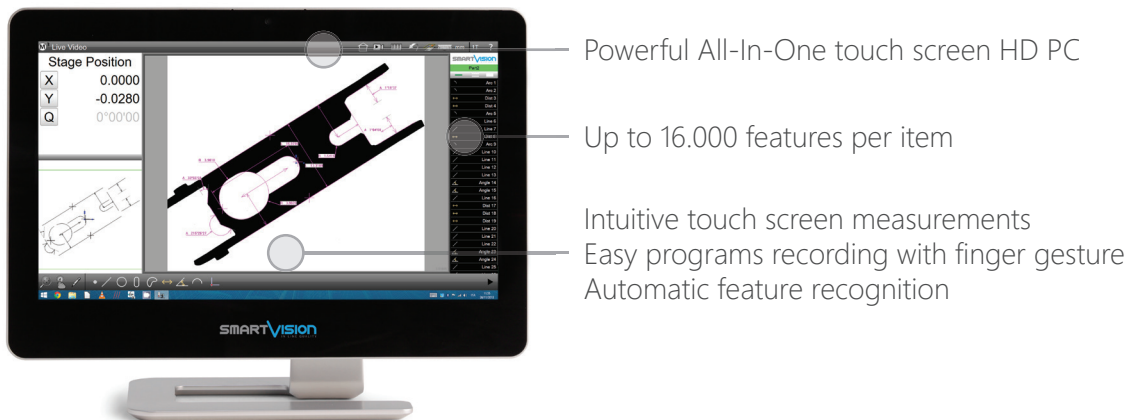
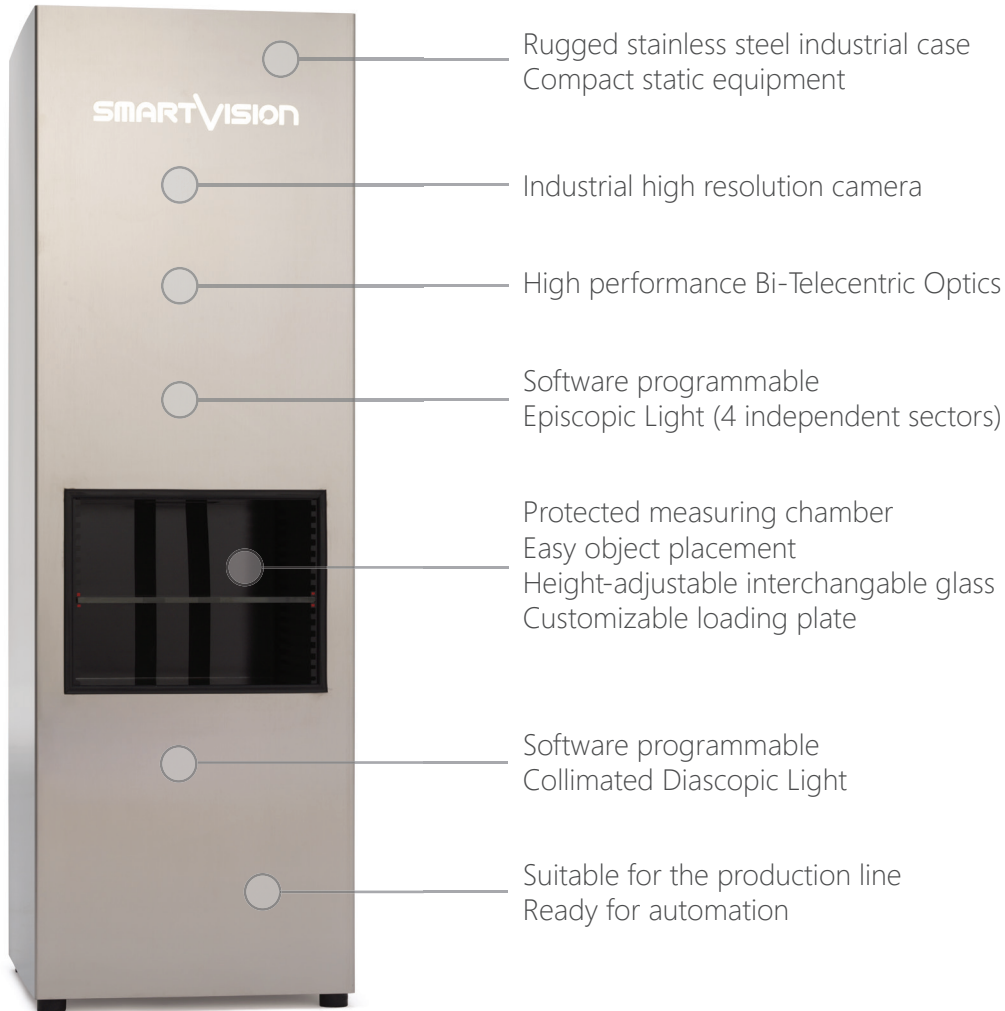
- Software programmable light
- Front / Back / Diffused light



- Automatic data report
- CSV / TSV / TXT / DXF / PDF

Features

Smart_Projector - Fast Industrial Video Measuring Machine

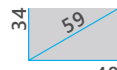
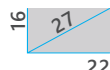


Large range of available models

Smart_Projector - Fast Industrial Video Measuring Machine



WORKING AREA
DIMENSION (mm)



| | | | | | | |
|------------------------------|------------|------------|------------|------------|-----------|-----------|
| FoV (mm) | 6 x 4 | 22 x 16 | 48 x 34 | 95 x 68 | 145 x 105 | 195 x 140 |
| FoV Diagonal (mm) | 7 | 27 | 59 | 117 | 179 | 240 |
| FoV Area (mm ²) | 23.5 | 352 | 1632 | 6460 | 15225 | 27300 |
| Camera (Mpixel) | 5 | 5 | 10 | 10 | 10 | 5 |
| Diascopic Light ¹ | Collimated | Collimated | Collimated | Collimated | Standard | Standard |
| Episcopic Light ² | - | - | Yes | Yes | Yes | - |

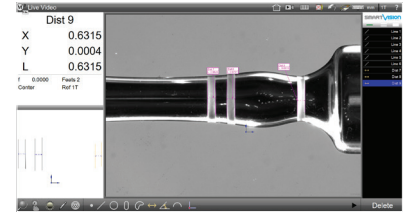
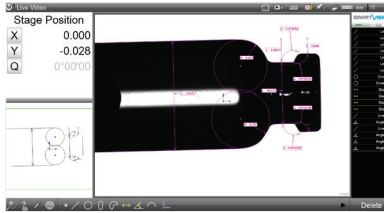
Product Highlights

- Specifically suited for massive (production) quality inspection, in-line control, incoming inspection
- Eliminates subjectivity and errors of operator-based gauging
- Increases number of quotas and quality check rate, up to 16000 checking features in a few seconds
- Performs full automatic reporting and SPC (Min, Max, Range, Average, Std Dev, 6 Sigma)
- Designed for in-production massive use
- Suitable for unskilled operators use
- Flexible investment with a fast Return on Investment
- Reduces time and costs of controls

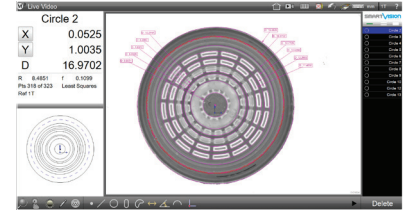
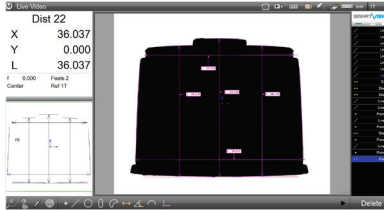
Applications

Smart_Projector - Fast Industrial Video Measuring Machine

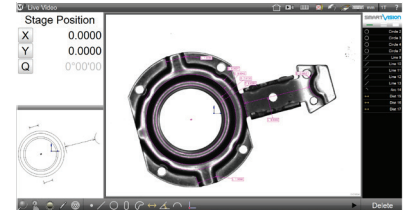
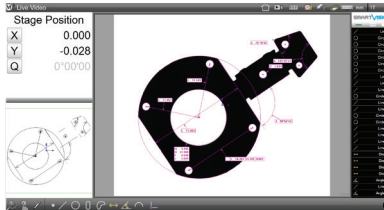
GLASS



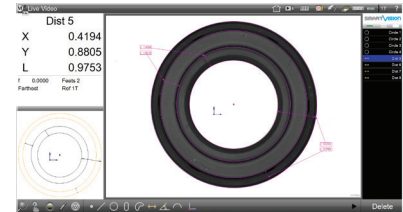
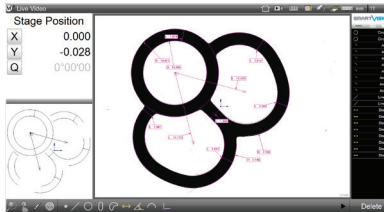
PLASTIC



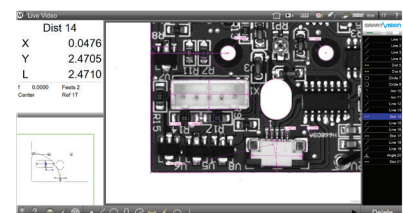
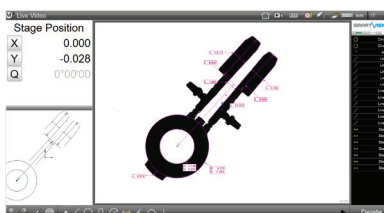
CUTTED



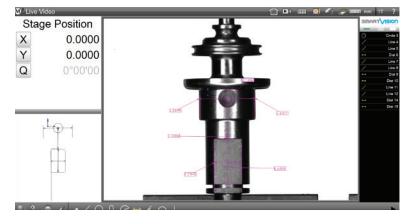
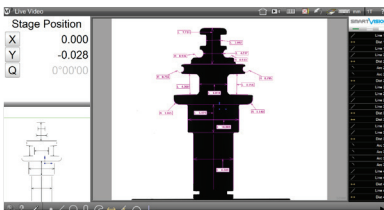
RUBBER



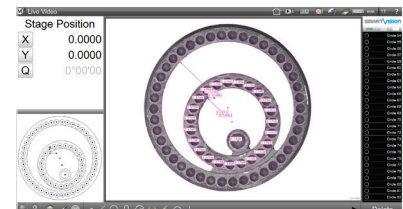
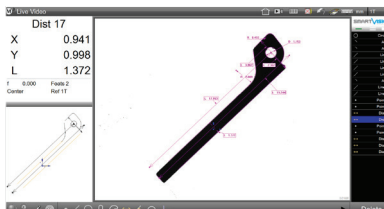

ELECTRONICS



TURNING



MICROMECHANICS



Specification

Smart_Projector - Fast Industrial Video Measuring Machine

| | | | | | | |
|---------------------------------------|---|-------------|-------------|--------------|--------------|--------------|
| PC Device | Touch Screen AIO with Win 8 x64 PRO, monitor resolution 1920x1080 FULL HD | | | | | |
| Light receiving lens | Double telecentric lens | | | | | |
| Field of View (FoV) ³ (mm) | 6x4 | 22x16 | 48x34 | 95x68 | 145x105 | 195x140 |
| FoV Diagonal (mm) | 7 | 27 | 59 | 117 | 179 | 240 |
| FoV Area (mm ²) | 23.5 | 352 | 1632 | 6460 | 15225 | 27300 |
| Measuring Chamber (mm) ⁵ | 215x120x58 | 215x120x58 | 200x174x165 | 200x220x250 | 260x330x410 | 410x475x460 |
| Camera (M pixel) | 5 | 5 | 10 | 10 | 10 | 5 |
| Repeatability accuracy ⁴ | ±0.1 µm | ±0.2 µm | ±0.5 µm | ±1 µm | ±1.5 µm | ±2 µm |
| Measurement accuracy ⁴ | ±0.5 µm | ±1.5 µm | ±3 µm | ±6 µm | ±8 µm | ±12 µm |
| Dimensions (WxDxH mm) | 284x330x490 | 284x330x490 | 282x330x873 | 284x330x1255 | 335x380x1255 | 410x450x1813 |
| Weight (kg) | 18 | 18 | 29 | 45 | 45 | 150 |
| Diascopic Light ¹ | Collimated | Collimated | Collimated | Collimated | Standard | Standard |
| Episcopic Light ² | - | - | Yes | Yes | Yes | - |
| Operation ambient °C | +10 to +40°C | | | | | |
| Power supply | 110-240 Vac 50-60 Hz | | | | | |
| Power consumption | 2 A | | | | | |
| Measurement points | 16000 features max | | | | | |
| Pattern search | XYΘ (accepts random positioning) | | | | | |
| Tolerance | Angle, angularity, area, circumference, concentricity, diameter, flatness, form, length, parallelism, perpendicularity, radius, roundness, runout, straightness, symmetry, true position, width, XY position. | | | | | |
| CAD export | *.dxf file with nominal values and tolerance | | | | | |
| CAD import | *.dxf file for profile match, nominal values and tolerance | | | | | |
| Data Report | *.csv, *.tsv, *.txt | | | | | |
| Print Report | Windows installed Printer (optional *.pdf), *.xps | | | | | |
| User account control | Super Visor, Users 1 to 20 (with password login and editable rights) | | | | | |
| Multi language interface | English, German, Spanish, French, Italian, Portuguese, Russian, Chinese, Japanese, Polish, Czech, Romanian. All languages are editable. | | | | | |

¹ Diascopic Light: Collimated Projector with green led light or Standard Directional led backlight.

Collimated projector intensity is software programmable when also episcopic light control (2) is available.


² Episcopic Light Control: 4 independent 90° sectors, software programmable, front / episcopic white diffused led light, made to order.

³ Standard models - other custom FoV available on request.

⁴ Precision of measurement (±µm) of a line, obtained measuring a specific calibration target located approximately in FoV center, best focus position, at 25° C ±1°.

⁵ The dimensions of the measuring chamber are not the dimensions of the Field of View, therefore they have not to be considered as test area.

©2017 , SmartVision. Technical specifications are approximated and are subject to change without notice. Printing errors excepted.



SMARTVISION
IN LINE QUALITY

info@smartvision.it
www.smartvision.it